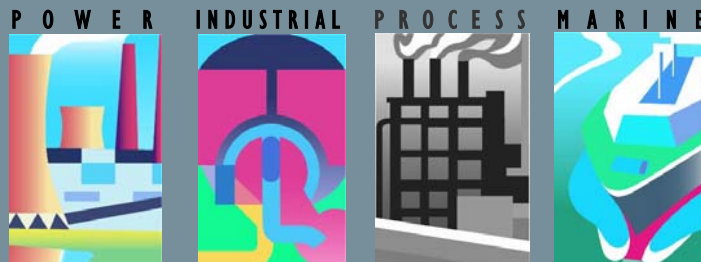




ELECTROtec

Rotary Cup Burners

Gas, Oil & Dual Fuel



Incorporating:

PEABODY ENGINEERING
AIROIL - FLAREGAS
CHENTRONICS



Hamworthy Combustion Engineering's ELECTROtec Rotary Cup burner is a product designed to incorporate state of the art combustion technology – offering significant performance enhancements over any other non-volumetric oil metering burner.

The ELECTROtec offers an integral volumetric electronic liquid fuel management system and electronic air/fuel ratio control - ensuring optimum combustion efficiency for the most demanding operational requirement while minimising energy use and maintenance costs.

With increasing demands on liquid and gaseous fuel reserves and the need for more of the lighter fractions to be refined from the crude supplies, changes have occurred in the characteristics of the cheaper grades of residual oil traditionally used as boiler fuel.

Increases in pour point temperature, viscosity, S.G. and levels of long chain molecules known as asphaltenes all tend to have a degrading effect on combustion performance.



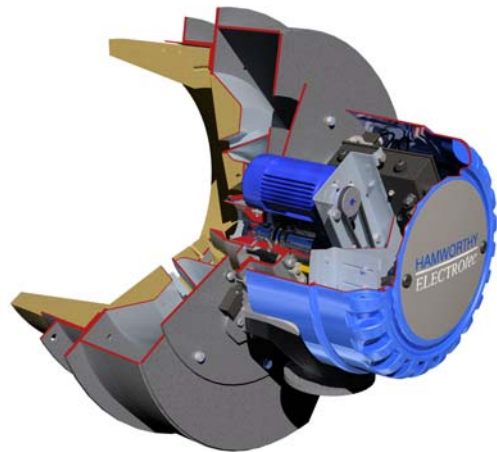
Previously, the generation of high flame temperatures assisted in the combustion of these heavy residual fuel oils.

Today however with the emphasis on reducing NO_x as well as particulates, high flame temperatures only exacerbate the NO_x problem, along with high furnace heat release rates and fuel nitrogen content.

The ability to reduce all types of pollutant emissions is, therefore, dependant not only on burner design, but on the ability to match the combustion equipment to the plant.

With some of the largest test facilities in the world, Hamworthy Combustion is at the forefront of industrial, process and utility burner development and the ELECTROtec has been designed to meet the world demand for 'low pollution' combustion equipment.

Site testing of 'low NO_x' Hamworthy Combustion Rotary Cup burner systems in Europe have produced independent results confirming compliance with the current and proposed European emission legislation on both liquid and gaseous fuels.



Complete Combustion Flexibility

Capable of burning virtually all liquid fuels, including marine sludge and chemical wastes, the Hamworthy Combustion range of Rotary Cup burners are currently operating on shell and water tube industrial boilers and marine auxiliary boilers worldwide - as well as on various process and drier applications.

In order to achieve the large degree of flexibility associated with this burner, the ELECTROtec has been designed to offer a number of variables. By incorporating separate drives for the rotary cup and primary fan, atomisation can be optimised for any fuel.

- Oil and gas burners can easily be converted to dual fuel
- Suitable for firing in both horizontal and vertical downshot positions
- The gas version is also capable of firing vertically upwards
- Same burner machine, for either oil or dual fuel with the same application principle for gas only version

Specification

Reliable Performance

- 1.9-29 MW boiler input
- Overall combustion performance enhanced through electronic air/fuel ratio control – Electrolink/Alphalink or XCCom
- Consistent and reliable operation through a volumetric electronic liquid fuel management system
- Capable of burning heavy fuel oils at much lower temperatures and pressures than equivalent pressure atomised burners
- Low noise levels
- Variable speed compound fan available to reduce power absorption at lower boiler loadings (optional)
- Constant velocity design windbox for improved air distribution and performance over entire turn-down range
- Capable of operating on oil ring main pressures from 0.2 to 4 barg
- Ability to burn wide range of fuels
- No re-calibration of burner required when switching between liquid fuels
- Excellent turn-down ratios for gas and oil firing
- Local oil meter (optional)
- Low NOx recirculated flue gas version available
- Mechanical cam and linkage version is available
- Based on proven Hamworthy Rotary Cup combustion technology

Ignition

Two types of ignitor are available, utilising either diesel or gas (Natural or L.P.G.). The units are mounted on the burner doorplate and incorporate an integral ignition flame monitor.

Flame Detection Equipment

The ELECTROtec burner is equipped with both ignition and main flame proving systems as standard. Self check flame detection is also available.

Fuel Gas Regulation Supply

A gas valve train is supplied to suit whichever gas is specified, e.g. Natural, LPG, Landfill etc. and is designed to meet all relevant statutory requirements.

Burner Controls

Automatic sequencing, supervisory and modulating controls are housed in a steel cabinet or burner mounted and incorporate all necessary safety circuits and air/fuel ratio controls. P.L.C. based management controls with electrical, electronic or pneumatic modulation are available as an option.

XCCom Controls

Advanced Electronic integrated control system, including:

Inputs, displays and associated alarm/commissioning displays for:

- Fuel valve position
- Boiler pressure
- Boiler set points
- Alarm set points
- Modulation position
- Fuel selected

This control is for mounting inside the burner control cabinet or is available 'on-board'. A separate display is used for commissioning and fault finding and indicates burner status. Serial comms via Profibus or Modbus available as an option.

Electrolink/Alphalink

Electrolink microprocessor based air/fuel ratio control system incorporated into a relay based management controls with the following enhancements available with the Alphalink:

- | | |
|--------------------------------|-----------------------------|
| Alphatrim capability (O2 Trim) | Additional displays |
| Communications function | Second set-point capability |

Safety

- Automatic double shut-off valves employed for all fuel supplies including ignitor
- Designed to comply with all relevant standards e.g. BS.EN., DIN, Marine Classification Societies etc.

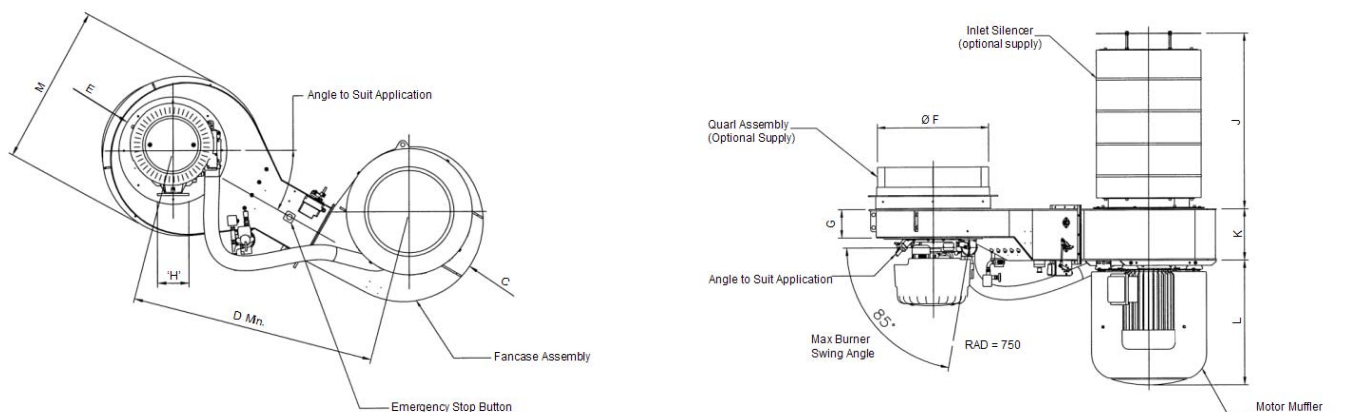
Quality

- BS EN ISO 9001:2000

Certification

- Russian Certification (Gosgortekhnadzor)
- Polish Certification UDT

ELECTROtec Burner Typical Arrangement



BURNER SIZE	A	B	C rad	D	E rad	F dia	G	H dia	J	K	L	M
ER 5-11	355	70	412	1302	408	635	181	200	1068	480	800	810
ER 12-20	355	70	478	1436	478	730	198	220	1366	481	800	945
ER 22-30	355	70	563	1645	565	857	221	220	1366	555	1080	1125
ER 35-50	355	70	563	1830	580	972	288	220	1668	675	1080	1290

All dimensions shown in mm

Hamworthy Combustion Engineering reserve the right to make changes and improvements which may necessitate alteration to the specification without prior notice.

All technical information for indication purposes only.

Standard Burner Capacity Chart

BURNER MODEL	MAX. FUEL REQUIREMENTS					THERMAL OUTPUT MW	BOILER OUTPUT @ 83% GROSS EFFICIENCY				
	FUEL OIL			GAS			STEAM F & AT 100°C		HOT WATER		MW
	Litres	Imp. Gal.	kg.	m. ³	ft. ³		kg..	lb.	Gcal/hr	Btu/hr.	
	per hr.	per hr.	per hr.	per hr	per hr.		per hr.	per hr.	Net	Millions	
ER5/1.9	170	37.5	159	179.0	6322	1.87	2476	5458	1.335	5.297	1.552
ER7/2.5	227	50.0	211	238.7	8429	2.49	3301	7277	1.780	7.063	2.070
ER8/3.1	284	62.5	264	298.4	10537	3.11	4126	9096	2.225	8.829	2.587
ER10/3.7	341	75.0	317	358.0	12644	3.74	4951	10915	2.670	10.594	3.105
ER11/4.1	375	82.5	349	393.8	13908	4.11	5446	12007	3.415	11.654	3.415
ER12/4.5	414	91	385	434.4	15341	4.53	6007	13244	3.240	12.854	3.767
ER15/5.4	496	109	461	520.3	18376	5.43	7196	15863	3.880	15.397	4.512
ER17/6.3	577	127	537	606.3	21411	6.33	8384	18483	4.521	17.940	5.258
ER20/7.2	659	145	613	692.2	24445	7.23	9572	21103	5.162	20.482	6.003
ER22/8.1	741	163	689	778.1	27480	8.13	10760	23722	5.803	23.025	6.748
ER25/9.0	827	182	769	868.8	30683	9.07	12015	26488	6.479	25.709	7.535
ER30/10.9	996	219	826	1045.5	36921	10.92	14457	31872	7.796	30.935	9.066
ER35/12.7	1155	254	1074	1212.6	42821	12.66	16768	36966	9.042	35.879	10.515
ER40/14.5	1318	290	1226	1384.4	48890	14.46	19144	42206	10.324	40.965	12.006
ER45/16.4	1491	328	1387	1565.8	55296	16.36	21653	47736	11.677	46.333	13.579
ER50/18.2	1659	365	1543	1742.5	61534	18.20	24095	53121	12.994	51.559	15.110
ER60/21.8	1991	438	1848	2090	83797	21.83	28886	63683	15.576	61.81	18.114
ER70/25.5	2323	511	2156	2438	86096	25.46	33701	74296	18.171	72.11	21.134
ER80/29.1	2650	583	2459	2786	98396	29.10	38515	84910	20.767	82.413	24.153
						#	#	#	\$	#	#

= BASED ON GROSS CV OF FUEL, \$ = BASED ON NET CV OF FUEL

This table is based upon: Fuel Oil Gross C.V. of 42566 kJ/kg (18300 Btu/lb, 1067 kcal/kg) and S.G. at atomising temperature of 0.93. Natural Gas Gross C.V. of 38.563 MJ/m³ (1035 Btu/ft³). Gas volume @ 15°C and 1013 mbar

OPTIONAL EQUIPMENT

XCVIEW

Communications software is available for XCCOM controls. This powerful package gives connections to a local or remote personal computer via an RS485 connection or through a variety of communications protocols.

Oxygen Trim

O₂ Trim is available with the XCCOM to ensure optimum combustion efficiency is maintained throughout the firing range of the burner.

Sequence 2000

Automatic and efficient control of boilers to match boiler outputs according to overall steam demand.

Diagnostics System

Designed to indicate the cause of a plant shutdown, or failure to operate. System includes a 'first up' display of interlocks with a 'ripple through' display of the light up sequence.

Systems Manager

Fully integrated control and data acquisition system for boiler house and associated equipment.

VSD (Variable Speed Fan Motor Drive)

Substantial power savings are achieved by using an inverter drive. This also aids further reductions in noise levels.



Worldwide Network



- Offices in fifteen countries over five continents
- Fully qualified representation in over eighty countries worldwide
- Commissioning
- Site supervision

Global Support

Hamworthy Combustion Engineering is dedicated to providing comprehensive customer care through:

- Product familiarisation at our extensive training centre in Poole or on site
- Global after-sales support through our worldwide network of service engineers
- Continual product development and enhancement through our Advanced Research & Technology Centre - one of the largest of its kind in the world

Service & Spares

- International network of specialised engineering teams dedicated to providing boiler house and associated equipment manufacturers with the highest levels of professional maintenance
- These teams are made up of highly trained and technically qualified engineers situated around the world



- New and retrofit plant installation capability
- Levels of contractual involvement can be arranged to suit wide range of requirements, from annual inspections to quarterly or monthly visits
- Breakdown and emergency response times typically within twenty four hours


Training

Hamworthy Combustion Engineering offer an all encompassing training service.

Training Courses

Pressure Jet, Rotary and Register Burners fitted to:

- Water Tube Boilers
- Fire Tube Boilers
- Ovens
- Incineration





Head Office:
Hamworthy Combustion Engineering Ltd
Fleets Corner
Poole, Dorset BH17 0LA
UK
Tel: +44 (0)1202 662700
Fax: +44 (0)1202 669875

Hamworthy Combustion Engineering Limited
 Japan Branch
 c/o HIJ Corporation
 #706, 6-3-32, Nishinakajima
 Yodogawa-ku
 Osaka 532-0011
JAPAN
 Tel: + (81) 6 6305 3623
 Fax: + (81) 6305 3624

Hamworthy Combustion Engineering do Brasil Ltda
 Condominio Edificio, Engenheiro Martinho Prado Uchoa
 Rua Henrique Monteiro,
 90 Conjunto 121
 Bairro Pinheiros, São Paulo
 BRAZIL CEP 05423-020
 Tel/Fax: + (55) 11 381 45324

Hamworthy Combustion Engineering Ltd
 World Meridian Bldg #903
 60-24
 Gasan-dong, Geumcheon-gu, Seoul, S. KOREA
 Postcode: 153-801
 Tel: + (82) 2 2113 8181
 Fax: + (82) 2 2113 8180

Hamworthy Combustion brings together four of the most respected names in the industry – Peabody Engineering, Chentronics, Airoil-Flaregas and the Combustion Division of Hamworthy Engineering – to create one of the largest burner and combustion-related equipment companies in the world.

Hamworthy Peabody Combustion Canada
 360 Guelph St, #36B
 Georgetown
 Ontario L7G 4B5
CANADA
 Tel: + (1) 905 877 2222
 Fax: + (1) 905 877 1985

Ingenieria Peabody, S.A. DE C.V.
 Calle Dante No. 32 Bis - 4ºPiso
 Col. Nueva Anzures
 C.P. 11590 MEXICO, D.F.
 Tel: + (52) 55-5254-65-10 / 5-254-30-99
 Fax: + (52) 55-5254-63-64

The company has a network of fourteen subsidiary/offices directly reporting to the UK and two joint venture companies around the world, with a staff of over 500.

Hamworthy Combustion China
 Shanghai Representative Office
 Everbright Building, Xuhui District
 No. 80 Caobao Road, Block D, Room 2901
 Shanghai, 200235
PEOPLE'S REPUBLIC OF CHINA
 Tel: + (86) 21 6432 6374
 Fax: + (86) 21 6436 1471

Hamworthy Combustion Engineering B.V.
 P O Box 11160, 3004 ED Rotterdam
 Cairostraat 65, 3047 BB Rotterdam
THE NETHERLANDS
 Tel: + (31) 10 415 0606
 Fax: + (31) 10 415 5046

The head office is at Poole in the UK where an Advanced Technology Centre has been established. With continued investment in this facility, it is acknowledged as the largest and most comprehensive of its type in the world. The Centre ensures that Hamworthy Combustion remains at the forefront of international burner technology.

Hamworthy Combustion Engineering S.A.S.
 7, Place Gutenberg - Z.I.
 59175 Templemars,
FRANCE
 Tel: +(33) 3 20 96 10 10
 Fax: +(33) 3 20 96 01 96

Hamworthy Combustion-Polish Office
 01-515 Warszawa
 ul.A1. Wojska Polskiego 29 M43
POLAND
 Tel/Fax: + (48) 22 6397419

Hamworthy Combustion Deutschland GmbH
 Hohenzollernring 84
 D-50672 Koeln
GERMANY
 Tel: +(49) 221 – 160 25302
 Fax: +(49) 221 – 200 5686

Hamworthy – Airoil S.A.
 Colombia 63
 28016 Madrid
SPAIN
 Tel: + (34) 91 359 4128
 Fax: + (34) 91 359 6615

Airoil-Flaregas (India) Ltd
 204 Sumer Kendra
 Pandurang Budhkar Marg
 Worli, Mumbai 400 018
INDIA
 Tel: +(91) 22 30425031
 Fax: +(91) 22 30425030

Chentronics
 P O Box 368 – Airport Industrial Park
 Norwich
 NY 13815-0368
U.S.A.
 Tel: + (1) 607 334 5531
 Fax: + (1) 607 336 7447

Hamworthy Combustion Engineering srl
 Via Gramsci, 11
 20035 Lissone (MI)
ITALY
 Tel: +(39) 039 2434 010
 Fax: +(39) 039 2143 290

Hamworthy Peabody Combustion Inc
 70 Shelton Technology Centre
 Shelton, Connecticut 06484-6406
U.S.A.
 Tel: + (1) 203 922 1199
 Fax: + (1) 203 922 8866

Hamworthy Combustion – Houston Office
 The America's (Process)
 11490 Westheimer, Ste. 850
 Houston, TX 77077 U.S.A.
 Tel: + (1) 713 425 6323
 Fax: + (1) 713 783 0067



<http://www.hamworthy-combustion.com>
 email: info@hamworthy-combustion.com

