CENTRE NATIONAL
DE LA RECHERCHE
SCIENTIFIQUE

MgH_2 nano-structured powders for hydrogen storage

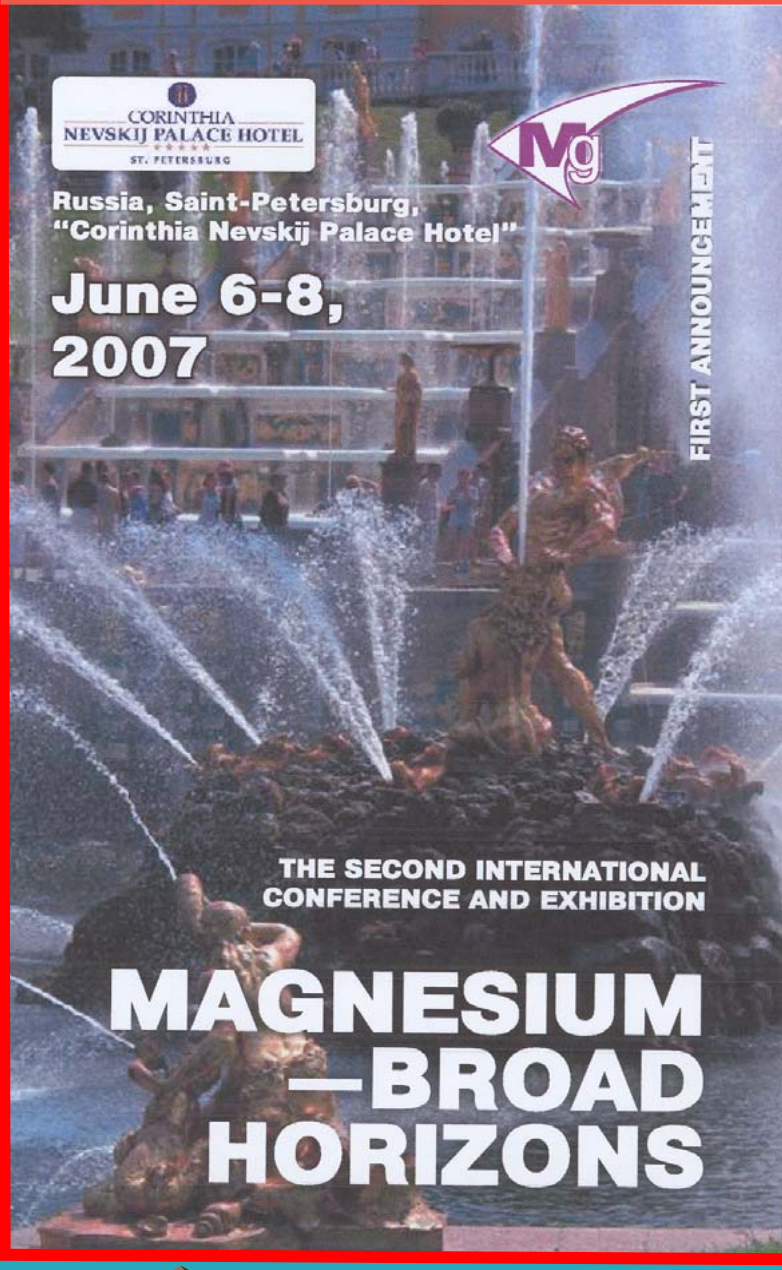

Metals
Composites
Powders
MCP serbien

CENTRE NATIONAL
DE LA RECHERCHE
SCIENTIFIQUE

CENTRE NATIONAL DE LA RECHERCHE SCIENTIFIQUE

MCP Mg-Serbien SAS

Production unit at Romans (Drôme), 90 km south Lyons. France

Plant at Romans - Drôme

Company developed by M. Jehan 1995

MCP Mg-Serbien produces granules, powders and chips of pure Mg and its alloys, aluminum and other alcaline-earths

Specific sieving of reacting powders

(e.g. nuclear application powders)

Continuous production

24 hours a day / 6 days a week.

Certification ISO 9001: 2000

Membre IMA

Production team : 22 personnes on a certified site (DRIRE).

Mg present capacity : 6 000 M tons

CENTRE NATIONAL DE LA RECHERCHE SCIENTIFIQUE

Equipements and processes at MCP Mg-Serbien - Romans

- Production up to 500 tons a year
- of granules and powders
- Morphologies suited for steel production and chimistry (metal-organics, vitamines)
- Granules of Mg-alloys for "Thixomoulding"

- One of the two large facilities in Western-Europe for transformation of Mg into fines particles
- Automatised equipements
- Laboratory complet for caracterisation by laser granulometer

CENTRE NATIONAL DE LA RECHERCHE SCIENTIFIQUE

Production of Mg hydrides

- Cooperation with Centre National de la Recherche Scientifique – Grenoble to synthesise and produce activated Mg-hydride for reversible hydrogen storage
- Goal : industrial scale production

- European Projects
  HYSTORY « 6th PCRD : Energy, Environment and Sustainable Development » High Energy ball-milling of nanostructured MgH_2

- NESSHY « 7th PCRD Novel Efficient Solid Storage of Hydrogen » Production of MgH_2 powders with catalysts
- International patent MCP-CNRS

- Other Projects
- Requests : More than 1000 MTons a year of MgH_2
- French Label ENERDIS

CENTRE NATIONAL
DE LA RECHERCHE
SCIENTIFIQUE

High Energy Industrial Ball-Milling

Mecanosynthesis of MgH_2 with transition metal under controlled atmosphere

Industriel scale production (on request)

CENTRE NATIONAL
DE LA RECHERCHE
SCIENTIFIQUE

Other equipements

Isostatic cold pressing up to 4000 bars

Pilot ball miller in liquid or gas

Controlled atmosphere glove boxes

MgH_2 nano-structured powders for hydrogen storage

D. Fruchart, M. Jehan

M. Artigas, A. Chaise, J. Charbonnier, P. de Rango, G. Girard, P. Marty, S. Miraglia, S. Rivoirard, M. Shelyapina, N. Skryabina

Institut Néel, CNRS, Grenoble, France

MCP-Mg-Serbien, Romans sur Isère, France

CRETA, CNRS, Grenoble, France

LEGI, CNRS, Grenoble, France

Universidade de Zaragoza, Espagne

Institute Foct, St Petersbourg State University, Russia

Dept. of Physics, Perm State University, Russia

CENTRE NATIONAL DE LA RECHERCHE SCIENTIFIQUE

HYSTORY

EC FP 5 Programme 1998-2002

Institute for energy technology	N
Stockholms universitet	S
CNRS	F
Environmental Research Laboratory	GR
TREIBACHER	AUS
Société Commerciale de Métaux et Minerais	F
Statkraft	N
ABB	S
KOCKUMS	D

ACI – Hymet

CENTRE NATIONAL DE LA RECHERCHE SCIENTIFIQUE

Cluster Energy

CNRS Grenoble
LMI - UCBL

RhôneAlpes

Patents 2006
FR0651478
FR0601615

NessHy

EC FP6

NESSHY Novel Efficient Solid Storage for H2

NCSR Demokritos	GR
University of Salford	UK
Air Liquide	F
EC-Joint Research Centre	NL
Stockholms Universitet	S
Institut For Energiteknikk	N
University of Fribourg	CH
University of Birmingham	UK
Vrije Universiteit Amsterdam	NL
CNRS Grenoble	F
Daimler Chrysler AG	D
GKSS Geesthacht GmbH	D
University of Iceland	IS
Johnson Matthey PLC	UK
ForschungZentrum Karlsruhe	D
Max-Planck MPI-MF	D
Technical University Denmark	DK
METU Ankara	T
INETI	PT
IFW Leibniz Gemeinschaft	D
Delft University of Technology	NL
Southwest Research Institute	USA

CENTRE NATIONAL DE LA RECHERCHE SCIENTIFIQUE

Why store hydrogen ?

- Oil : cost increases, resources decrease, greenhouse effect…
- Renewable energies (solar, wind,…) : irregular availability

Hydrogen : Energy-carrier for the futur ?

- Electric energy storage
- Fuel Cell
- ICE

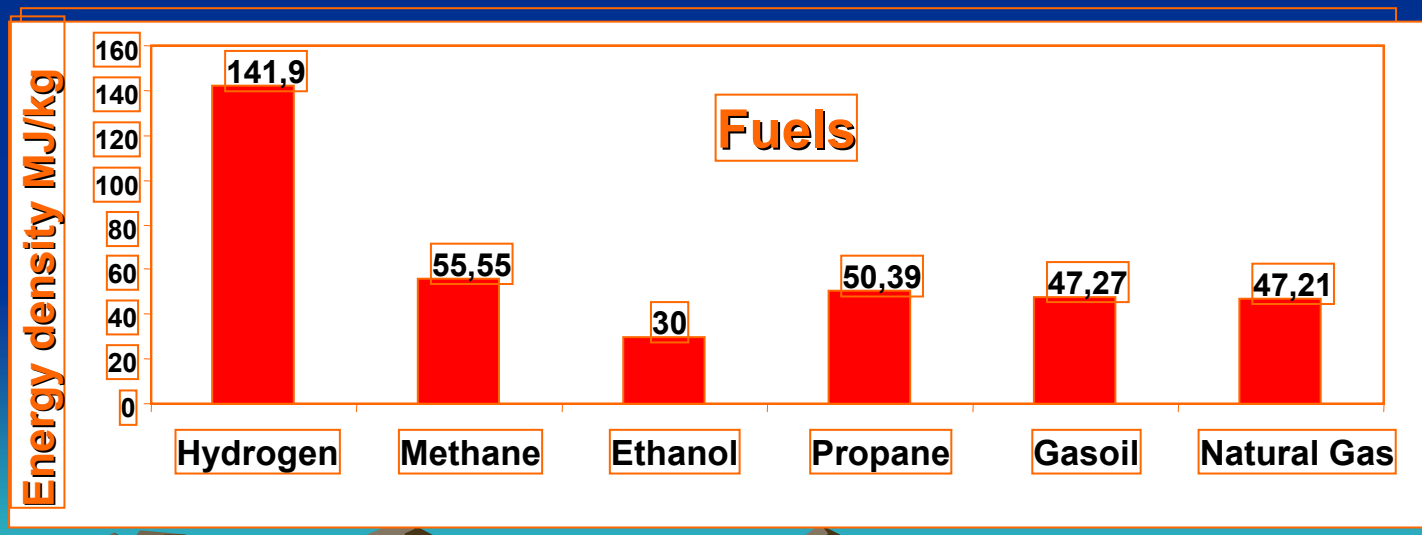

Hydrogen storage in safe conditions
High gravimetric density of energy (142 MJ/kg)

CENTRE NATIONAL DE LA RECHERCHE SCIENTIFIQUE

Reversible Metal Hydrides

- **Compressed gas** (350-700 bars)
- **Cryogenic liquid** (20 K)
- **Chemical hydrides**

	kg H_2 / m^3	Weight %
H_2 gas 700 b	62	100 *
H_2 liquid	70	100 *
$LaNi_5H_6$	123	1.4
Ti-V-Cr	205	3.5
$AlNaH_4$	96	7.5
MgH_2	106	7.6

+ High volume density of hydrogen
+ Safe solution (low pressure, endothermic release)
+ Large-scale production
+ Purity of Hydrogen (Fuel Cells)
– Low weight density !

* not comprising mass of tank

CENTRE NATIONAL
DE LA RECHERCHE
SCIENTIFIQUE

Why metal hydrides ? Why MgH_2 ?

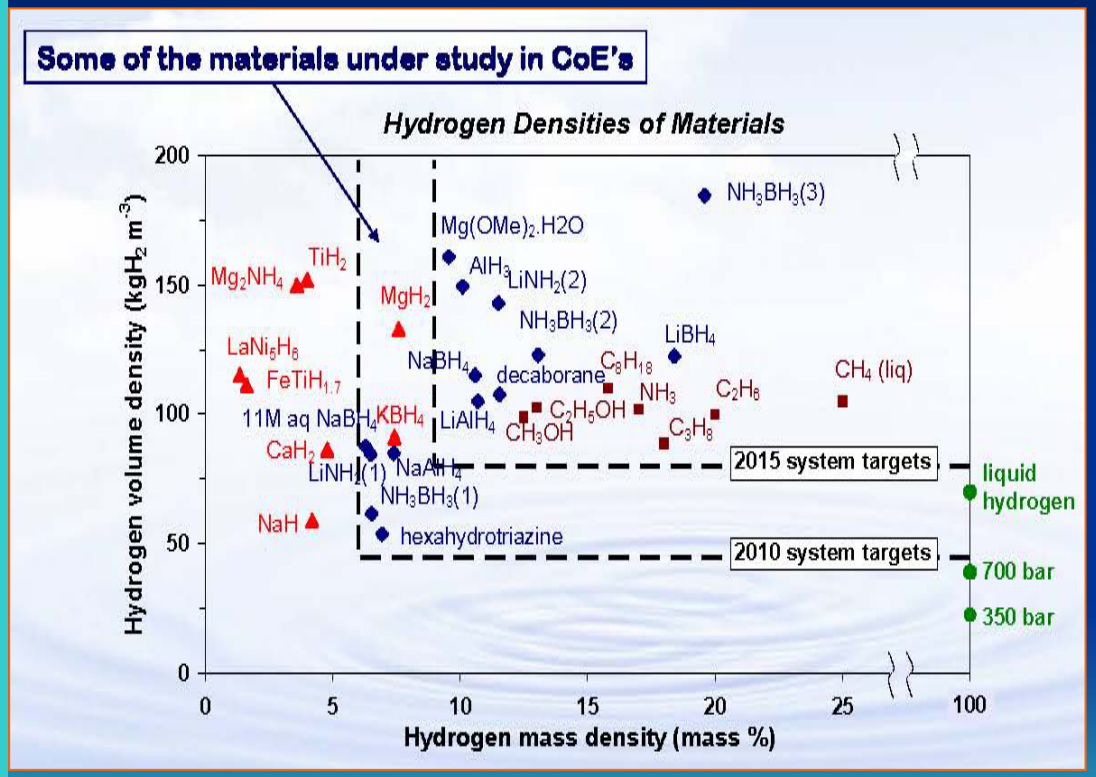

Advantages with Mg

Mg is the 7th most abundant element on earth
Mg is cheaper than… Al
Mg metallurgy is easy
Mg is non-toxic
Mg is re-cyclable
MgH_2 is mono-metal element system:
no demixtion
MgH_2 uptake is 7.6 w%

Difficulties with Mg

H-reaction kinetic are said low, but…
Temperatures of reaction are high, but…

CENTRE NATIONAL DE LA RECHERCHE SCIENTIFIQUE

MgH_2 towards nano-structured powders

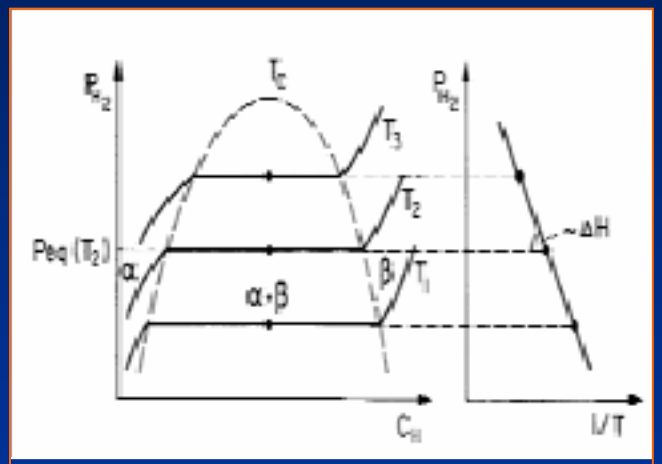

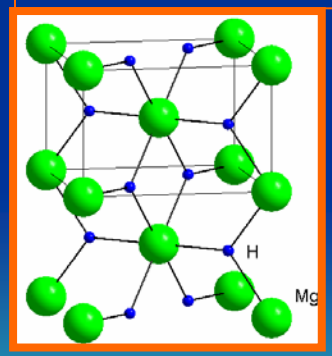

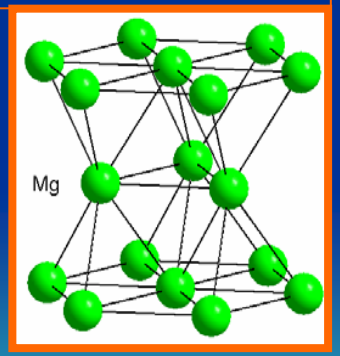

$Mg + H_2 \leftrightarrow MgH_2$

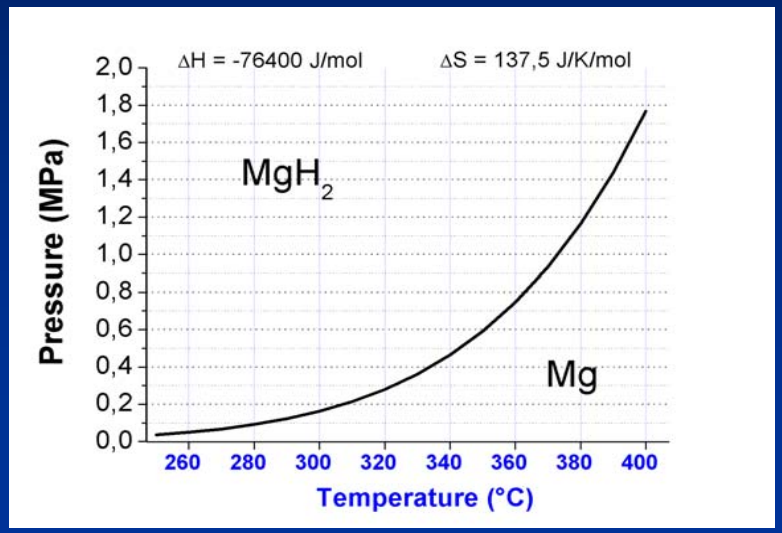

+ High weight storage capacity (7.6 wt. % H_2)

- High thermodynamic stability

  T > 300°C, but heat flow control…

- Slow diffusion kinetics, but…

Ball-milling (BM) with catalysts (transition metals or oxides)

CENTRE NATIONAL DE LA RECHERCHE SCIENTIFIQUE

Co-milling process vs BM time

MgH_2 MCP + 5 % at. V (40 µm)

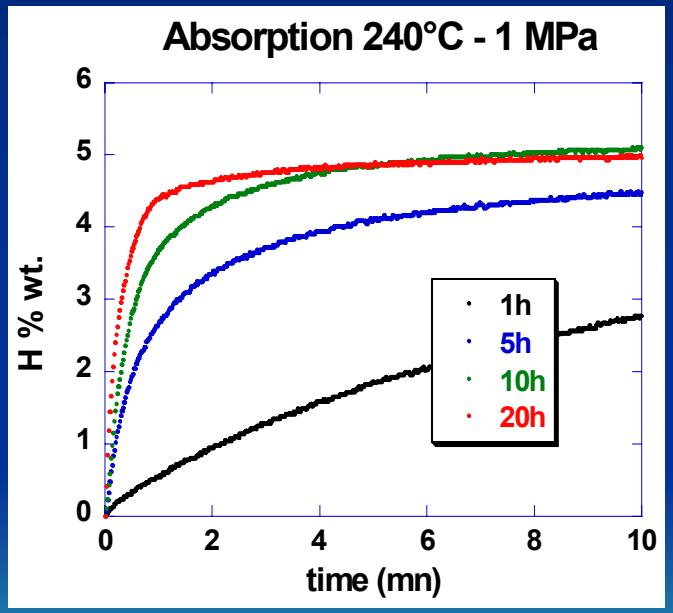

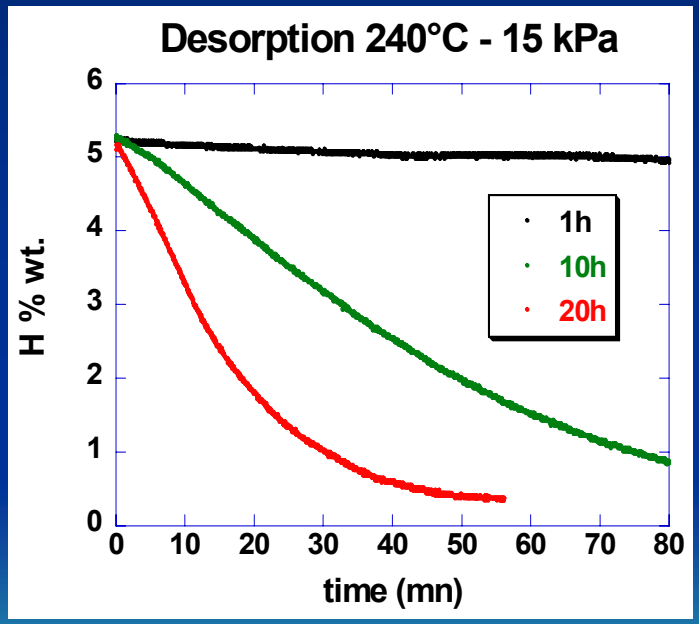

Large impact of the milling time, especially at desorption

Optimum ≈ 20 hours milling time with catalysts

CENTRE NATIONAL DE LA RECHERCHE SCIENTIFIQUE

MgH_2 and M transformation on BM

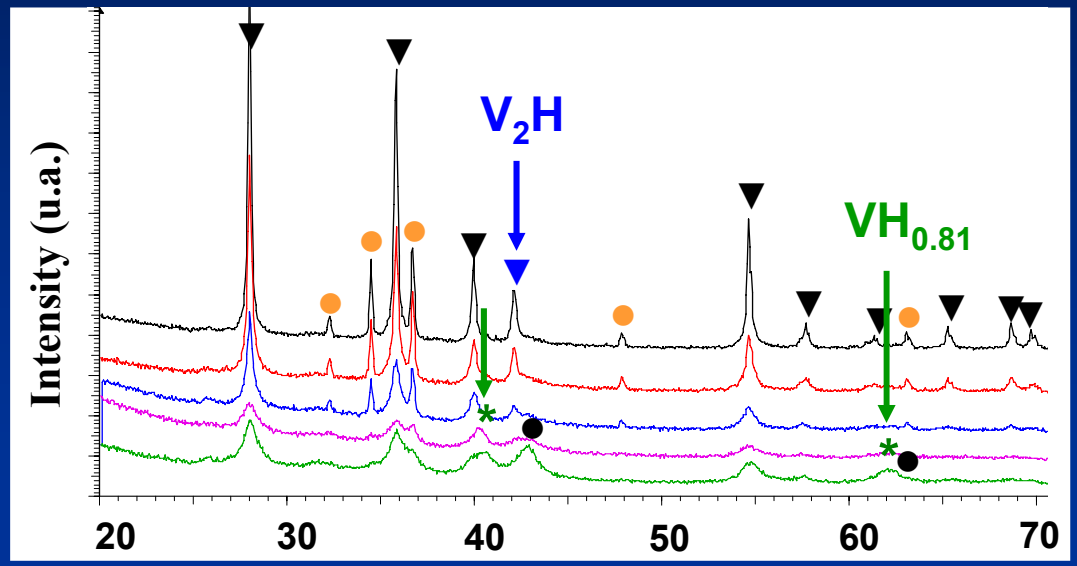

15'
30'
1h
5h
10h

▼ β-MgH_2
● Mg
● MgO
▼ V_2H
* $VH_{0.81}$

- High density of defects
- Reduction to nanosize MgH_2 crystallites
- Progressive MH_x formation from MgH_2

$V \rightarrow V_2H \rightarrow VH_{0.81}$
$Nb \rightarrow NbH_{0.89} \rightarrow NbH_2$
$Ti \rightarrow TiH_{1.7} \rightarrow TiH_{1.7} + TiH_{1.92}$

Interfaces between MgH_2 grains and M particles

CENTRE NATIONAL DE LA RECHERCHE SCIENTIFIQUE

Microstructural evolution on BM

- **Granulometry measurements**

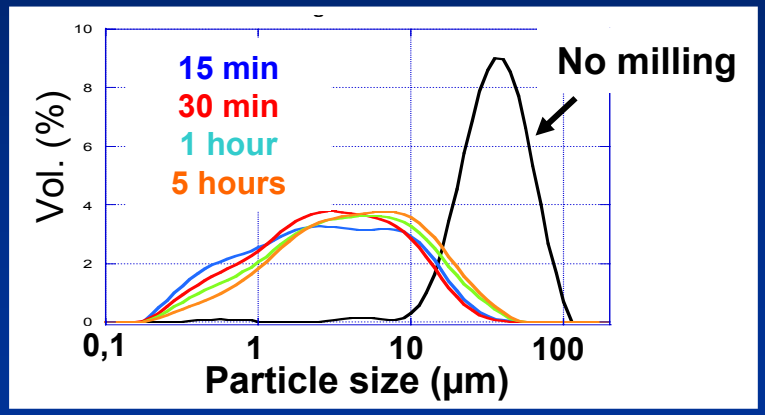

Starting powder : 20 – 80 µm

After 15 min. milling time : 1 – 10 µm

No further evolution

- **Crystallites size of the β-MgH_2**

After 15 min. milling time : 30 nm

Further crystallites size reduction with increasing milling time

Milling Time	Crystallite sizes (nm)
15 min	29,(3)
30 min	14,(2)
1 h	12,(2)
5 h	10,(9)

Hydrogen sorption properties not correlated to powder grain size, but to the crystallites size

CENTRE NATIONAL
DE LA RECHERCHE
SCIENTIFIQUE

Microstructure evolution on cycling

The high density of defects disappears after D/H cycles

Recristallisation of hexagonal single cristallites of Mg

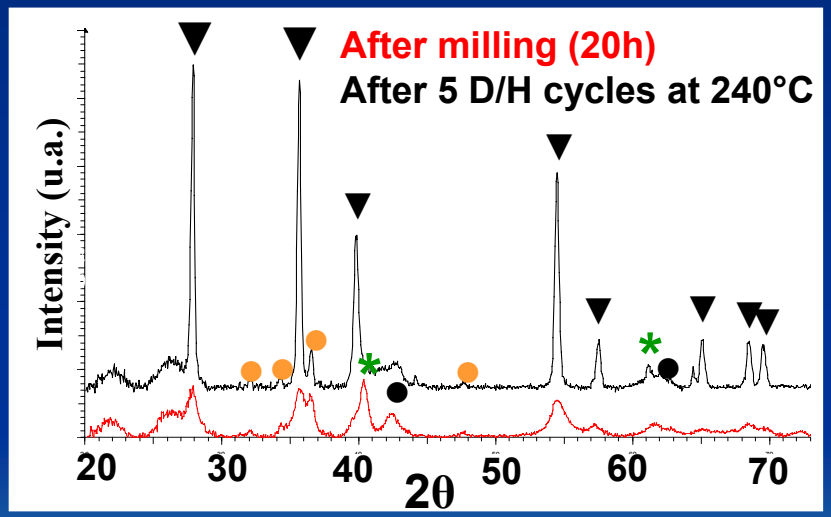

▼ β-MgH_2

● Mg

● MgO

* $VH_{0.81}$

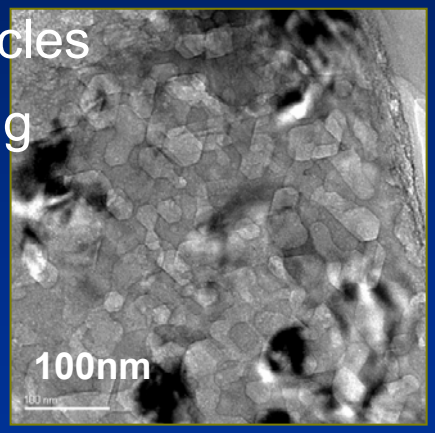



Fast hydrogen diffusion results from the very large amount of boundaries developed between nanometric crystallites

CENTRE NATIONAL DE LA RECHERCHE SCIENTIFIQUE

In-situ neutron diffraction study (ILL - D20)

In-situ hydrogenation (T ~ 280°C, P = 2 MPa)

ε - $NbD_{0.75}$ rapid formation prior to the MgD_2 formation

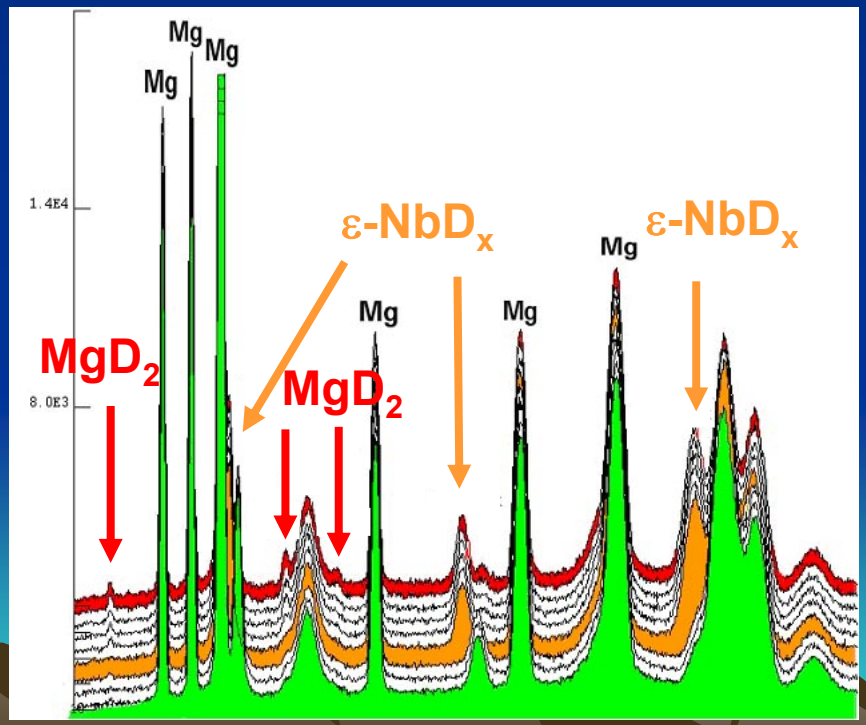

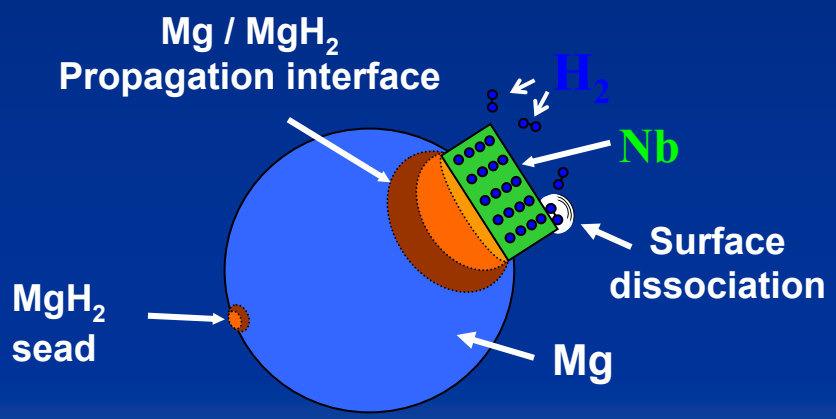

Role of the TM additives ~ "gates" favoring H_2 dissociation, then H diffusion

CENTRE NATIONAL
DE LA RECHERCHE
SCIENTIFIQUE

Up-scaling powder production @ MCP-Serbien

1. Synthesis the MgH_2 precursors from Mg powder
2. Co-milling MgH_2 + M additives

Large scale energetic ball miller (25 l)

Batches of 1 kg of activated powders



Very reactive powder in air (to handle under Ar gas)

Patent FR 06-51478

CENTRE NATIONAL DE LA RECHERCHE SCIENTIFIQUE

Kinetics characterisation vs T

MgH_2 MCP + 5 at.%V (40 µm) ZOZ Miller - 8 h

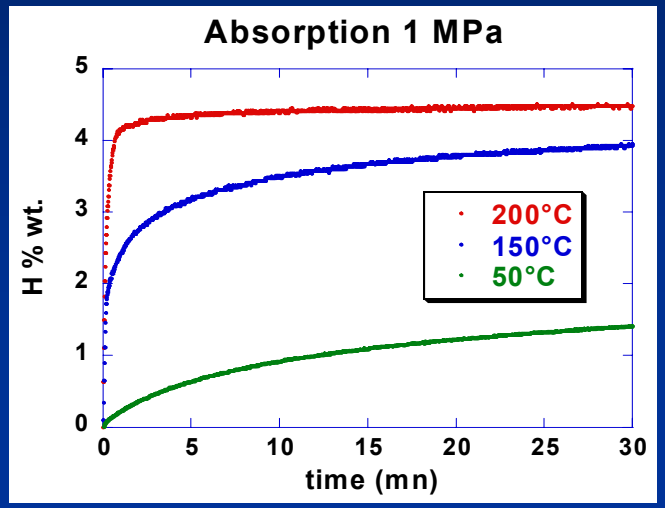

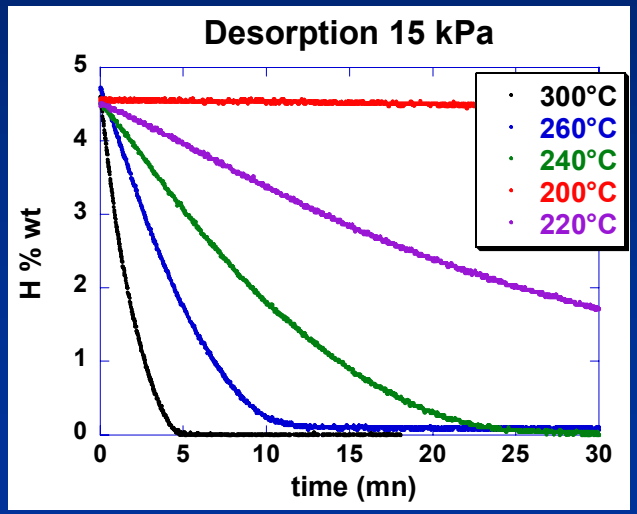

Absorption can be initiated at 50°C, reasonably faster at 150°C

4% wt. in 1 minute at 200°C

For 15 kPa :

only 20 min at 240°C

(1 h at 220°C)

Highly reactive powders

Stability of the sorption properties on cycling

CENTRE NATIONAL DE LA RECHERCHE SCIENTIFIQUE

MgH_2 pilot tank development

Main problem = control of the heat transfers

- **Strong exothermic Mg hydrogenation**
- **Low thermal conductivity of MgH_2 powder**

Equilibrium conditions are immediately reached, thus stopping hydrogenation

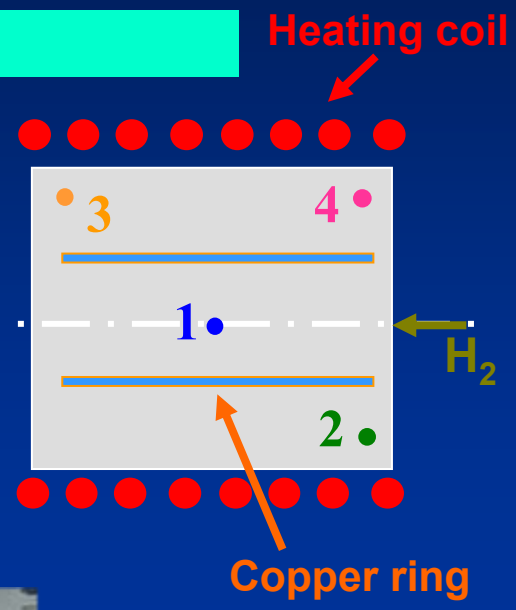





120 g of MgH_2
(6 gr H_2 / 0.86 MJ)

CENTRE NATIONAL DE LA RECHERCHE SCIENTIFIQUE

Charging process (initial 280°C / 8 bars)

Without cooling fluid :

Huge increase of temperature (+ 80°C)

Total charging : 50 min. - 57 Nl (5 wt. %)

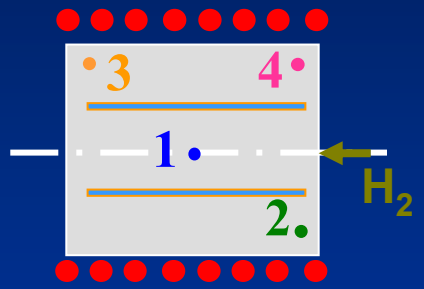

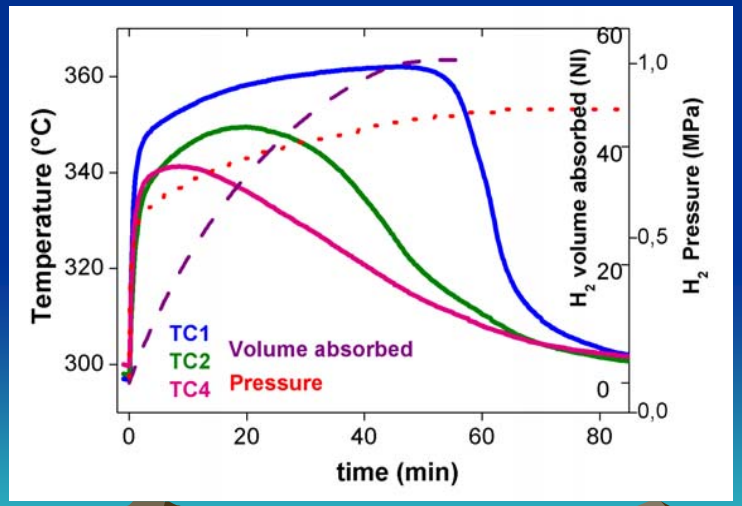

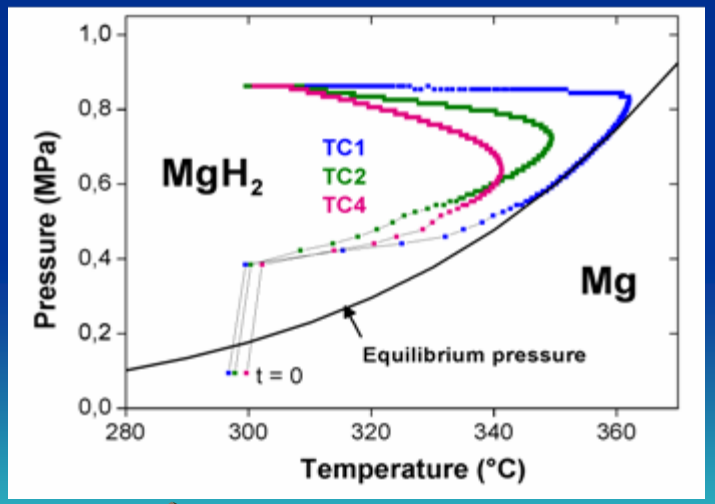

The central part of the tank follows the thermodynamic equilibrium up to the end of reaction, slowing H_2 absorption

CENTRE NATIONAL DE LA RECHERCHE SCIENTIFIQUE

Charging process (starting 280°C / 8 b.)

With forced air as cooling fluid

Charge in 30 min. - 42 Nl (3.6 % wt.)

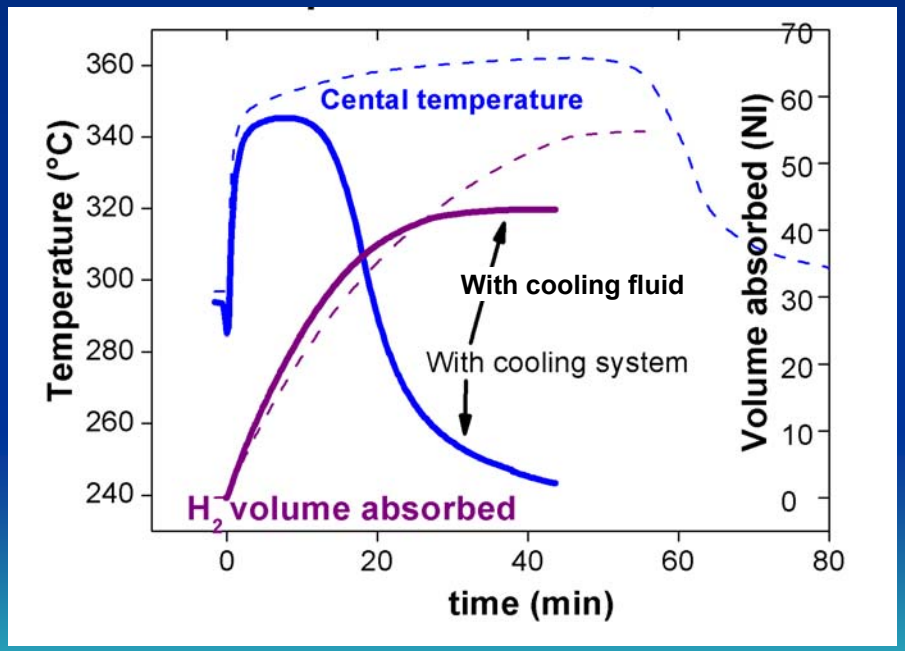

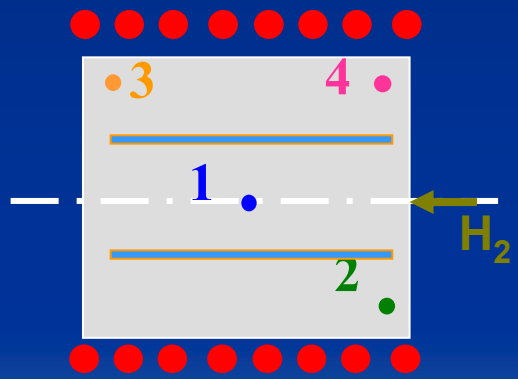

A cooling system reduces the tank loading-time
(managing the cooler is needed to complete the charge)

CENTRE NATIONAL DE LA RECHERCHE SCIENTIFIQUE

Numerical modeling

Fluent® software

- hydrogenation reaction
- H_2 consumption
- heat generation
- thermal conductivity
- gradient of pressure

Hydrogenation rate without cooling system

After 600 s | 2200 s | 5200 s

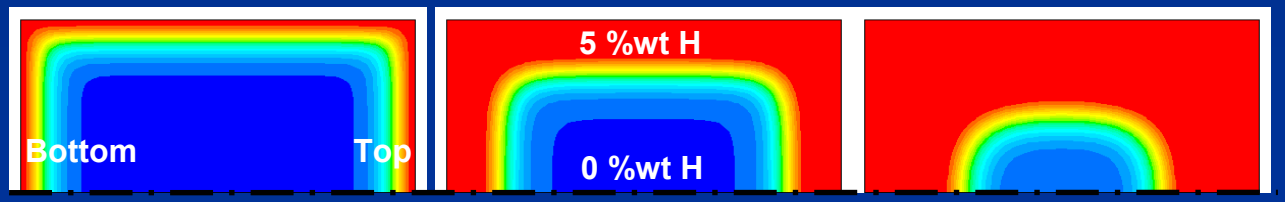

Hydrogenation rate with forced air cooling system

After 400 s | 800 s | 1400 s



CENTRE NATIONAL
DE LA RECHERCHE
SCIENTIFIQUE

Fuel Cell - PAXITECH

120 g MgH_2 (6 gr H_2 / 0.86 MJ) : lightening for ~ 72 h.

CENTRE NATIONAL DE LA RECHERCHE SCIENTIFIQUE

Conclusion

- **Systematic investigation of the ball-milling process**
  - Activation role of the transition metal hydride directly evidenced
- **Highly reactive powders available by kg batches**
  - Stability of the sorption properties on cycling
- **Small scale tank tested with success (6 gr H_2 / 0.86 MJ)**
  - Loading process : P < 10 bars, starting at 150°C
  - Loading time strongly dependent of the cooling efficiency
  - Overall weight capacity to be optimized

New metallurgy routes (Severe Plastic Deformation : ECAP)

Pilot tank development 5 kg MgH_2 (250 gr H_2 / 36 MJ)

Recycling waste heat (SOFC, thermal engines, factories)

CENTRE NATIONAL DE LA RECHERCHE SCIENTIFIQUE

Fuel = Hydrogen

ICE
Thermal engine

PEMFC
Low temperature Fuel Cell

SOFC
High temperature Fuel Cell

Hydrogen storage

Reforming

Gasoline

Gasoil/gas High pressure
30 to 70 MPa

Cryogenic liquid
20 K

Solid
Hydrides

MgH_2

CENTRE NATIONAL DE LA RECHERCHE SCIENTIFIQUE

Integrated Project :

Energy regenerating ICE / MgH_2 tank

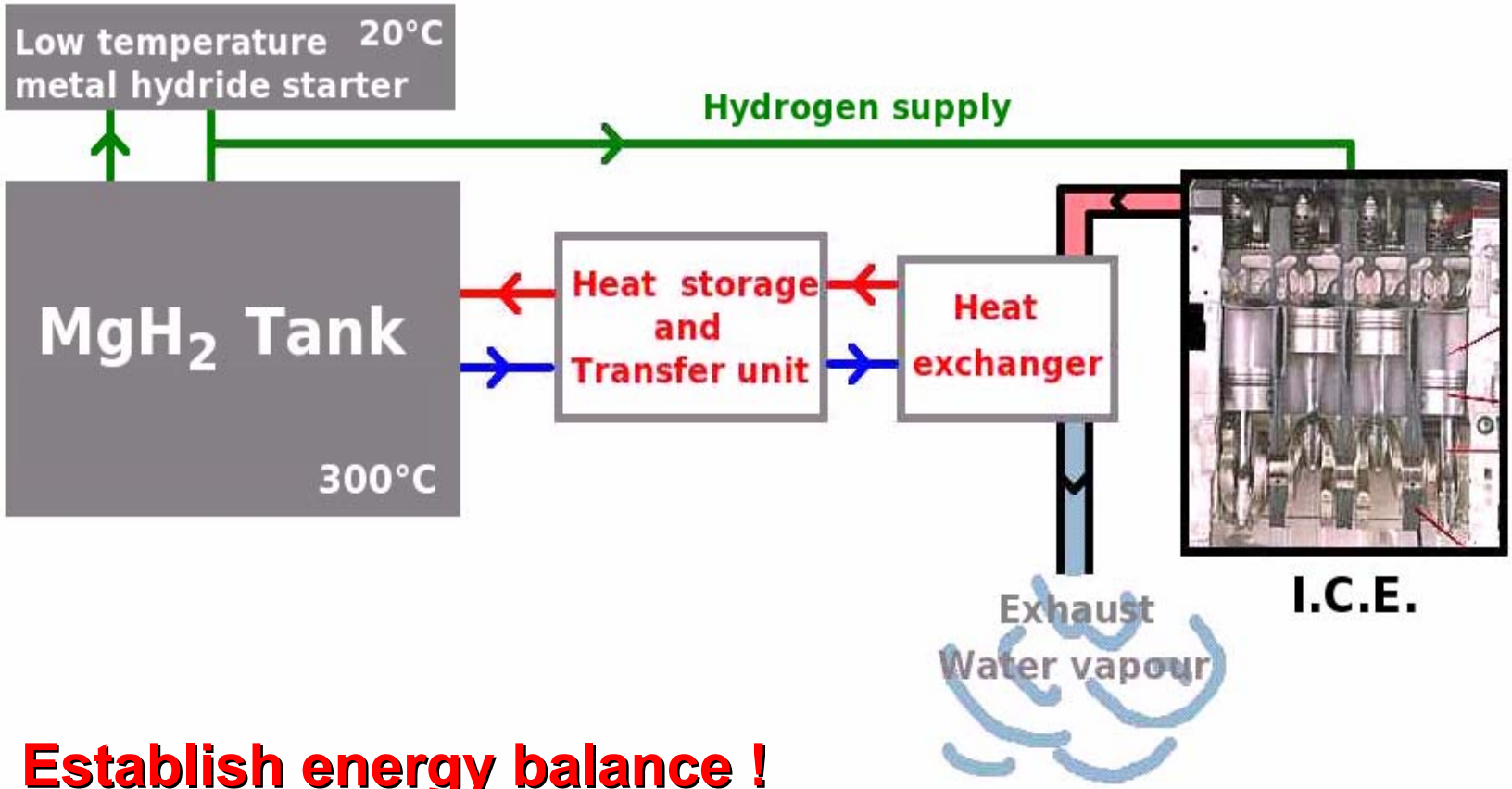

Establish energy balance !

~ 100 kg MgH_2 for ~ 250 – 300 km with ICE car

CENTRE NATIONAL DE LA RECHERCHE SCIENTIFIQUE

What could be promissing for Mg technologies ?

10^8 ICE cars being equipped with MgH_2 tanks

250 kg MgH_2 for 700 km autonomy

20 years shift from gazoline to hydrogen civilisation

Needs for more than 10^6 tons Mg a year during more than 20 years !

NB - fuel cell : 0.3kW/kg, large volume, very expensive, very fragile, short life, ressources of Pt, Rh ????

CENTRE NATIONAL DE LA RECHERCHE SCIENTIFIQUE

Contacts

Michel Jehan, D.Ing.
Head
M.C.P. - Serbien SA
Z.I. rue Vaucanson, F – 26100 ROMANS, France
Tel (33) (0) 4 75 70 75 50 – Fax (33) (0) 4 75 70 75 51
E-mail corporate@mcp-technologies.com

Daniel FRUCHART, D.Hab.
Directeur de Recherche au C.N.R.S
Institut Néel – groupe IICE
BP 166, 38042 Grenoble Cedex 9, France
Tel (33) (0) 4 76 88 11 43 – Fax (33) (0) 4 76 88 10 38
E-mail daniel.fruchart@grenoble.cnrs.fr